

BASIC CONCEPTS

Step 3 Fraction Terminology and Notation

Purpose: To become acquainted with fraction terminology and notation

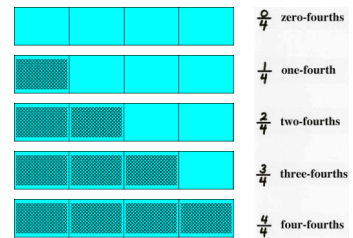
Materials: Fraction Bars, Tower of Bars mats, markers, 8-Bars mats, and Number Tiles for Games

TEACHER MODELING/STUDENT COMMUNICATION

Activity 1 Fraction names for bars in the deck

Fraction Bars

1. Show students and have them find these bars, and with the help of the students write the fraction for each bar.



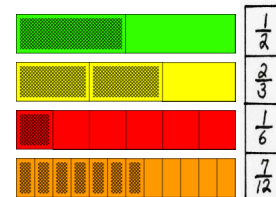
Remind students that fractions are used to talk about parts of things and they are made up of two whole numbers.

- Sometimes we want to talk about the "top number" in a fraction. What is this number called? (the **numerator**)
- Sometimes we want to talk about the "bottom number" in a fraction. What is this number called? (the **denominator**)

2. Tell students that each fraction has a first name and a last name.

- What is the name of the fraction "3 over 4"? (three-fourths) Write its name on the board or overhead.
- What is the name of the fraction "1 over 4"? (one-fourth) Write its name and continue asking for the names of the above fractions and writing them beside the bars.
- What do you notice about the fraction names for these bars? (Possibilities: Their last names are all the same. Their first names are the numbers of shaded parts in the bars. The last names all contain the word "four" which is the total number of parts in each bar.)

3. Show students and have them find these bars, and with the help of the students write the fractions for each bar. As you ask for the name of each fraction, write it beside its bar.



- What is the name of the fraction for the green bar? (one-half) Yellow bar? (two-thirds) Red bar? (one-sixth) Orange bar? (seven-twelfths)

Activity 2 Fraction names for all bars up to twelfths

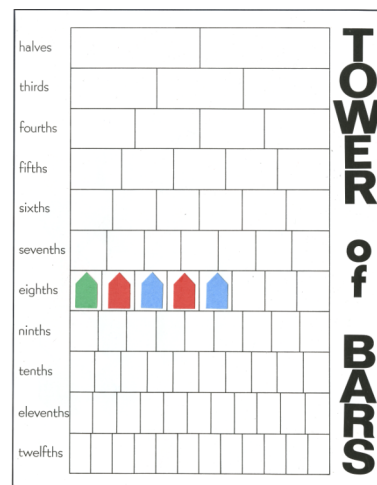
Tower of bars mats

markers

Transp #2

1. Each group will need a Tower of Bars mat and markers.

- Look at this mat and make observations. (Some possibilities: It has the last names for fractions from halves through twelfths; the parts of the bars get smaller from top to bottom; the mat is symmetric about the center line; etc.)
- What types of bars are different from those in your deck of bars? (Fifths, sevenths, eighths, ninths, tenths and elevenths.)
- The name "sixth" contains the word "six". What other last names on the mat contain the name of a whole number? (fourths, sevenths, eighths, tenths, and elevenths)
- Place markers on one or more parts of any bar on your mat. Ask volunteers to write their fraction and recite its name. "Five-eighths" is represented above.



8-Bars mats and markers

Transp #3

Number Tiles for Games

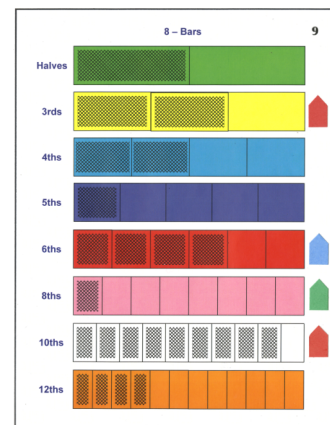
Activity 3 Activities on the 8-Bars mats

1. Pass out the 8-Bars mats and sacks of markers. Select random names of fractions for the 8-Bars mat from **Number Tiles for Games** (see page 110).

- I will say the name of a fraction and you can place a marker beside the bar if it is on your mat. If it is half-bar, you may place a marker on all the half-bars on your mat.

Continue this activity until someone has markers beside three bars that are side by side.

2. Optional: Students play **8-Bars** (page 88), a game to practice fraction names.



INDEPENDENT PRACTICE and ASSESSMENT

Worksheets 5-7 from the *Teacher Resource Package*



fractionbars.com Set 2 **Beat the Clock** (typing fractions for bars before time runs out)
Set 1 **Bars and Cards** (Matching fractions to shaded amounts of bars)